

FORM 8775
OCTOBER, 1921

PRICE LIST

OF

PARTS



FOR FAMILY SHOPS

MACHINE No. 101-1

THE SINGER MANUFACTURING COMPANY

From the library of: Diamond Needle Corp

INDEX

	PAGE
ACCESSORIES.....	15
ATTACHMENTS.....	16
ATTACHMENT SET.....	15
BOBBIN WINDER.....	16
ELECTRICAL PARTS.....	19
HEMMER.....	16
MACHINE No. 101-1.....	7
MOTOR PARTS.....	13
NUMERICAL LIST OF PARTS.....	23
OBSOLETE PARTS.....	21
SINGER ENCLOSED MOTORS.....	13
TRIMMINGS FOR ELECTRIC CABINET TABLE, SET No. 18 (KNEE CONTROL).....	17

From the library of Diamond Needle Corp

INSTRUCTIONS FOR ORDERING

In ordering from this list, use **ONLY** the part NUMBER in the **FIRST** column.

The number stamped on a Sewing Machine part is in every case the number of the single part only.

Every combination of parts sent out as such has its specific number, which, although not stamped on the parts, must be used when ordering the combination.

Each number always indicates the **SAME PART** in whatever list it appears, or for whatever machine.

The letters after some of the numbers indicate the **style** of finish only, as follows:

- A. Hardened, Polished and Plated.
- B. Polished and Plated
- C. Hardened only.
- D. Polished only.
- E. Soft, not Polished.
- F. Hardened and Polished.
- G.
- H. Blued
- J. Plated only.
- K. Hardened and Plated.
- L. Brass or Gilt.
- M. Oxidized.
- P. Japanned.
- R. Parkerized.

These letters **MUST BE USED** when they appear in the list, and **AFTER** the number as in the list.

In this series

- 1 to 1500 and 50001 to 51500 are Screw Numbers.
- 1501 to 1800 are Nut Numbers.
- 1801 to 2000 are Roller Numbers.
- 2001 to 50000 and 52001 and upward are numbers of Machine Parts.

The figures in the second column refer only to the plates, illustrating the parts, and are **NOT TO BE USED** in ordering.

Parts marked with an asterisk (*) are furnished only when repairs are made at factory.

LIST OF PARTS COMPLETE FOR MACHINE No. 101-1

FOR FAMILY USE. THE ARM AND BED IS ONE CASTING, THE BED IS COVERED WITH A DETACHABLE CLOTH PLATE, THE BOTTOM MECHANISM IS ENTIRELY ENCLOSED. THE HOOK TRAVELS IN A HORIZONTAL PLANE OPERATED BY THREE SETS OF GEARS AT A RATIO OF TWO TO ONE. THE MACHINE IS DRIVEN BY AN ELECTRIC MOTOR LOCATED IN THE ARM OF THE MACHINE NEAR THE BALANCE WHEEL ON THE SIDE OPPOSITE THE OPERATOR.

NO.	PLATE	NAME	EACH
*66501	—	Arm, upper and lower (solid) with 66506, 66517 and 66518.	\$ —
66502	8301	Arm Lower Cover (back)	25
66503	8301	“ “ “ (front)	30
66504	8302	“ “ Plug (large)	10
66505	8302	“ “ “ (small)	10
66506	8302	“ Oil Tube	06
66507	8301	“ Shaft (horizontal)	3 00
66508	8301	“ “ Bushing (back) and Bobbin Winder Bracket (belt cover)	1 80
145b	8308	Arm Shaft (horizontal) Bushing (back) Screw	06
66509	8301	Arm Shaft (horizontal) Bushing (front)	35
446c	8308	“ “ “ “ “ “ Set Screw	05
66510	8301	Arm Shaft (horizontal) Bushing (intermediate)	1 20
50554c	8308	Arm Shaft (horizontal) Bushing (intermediate) Set Screw	07
66511	8302	Arm Shaft (horizontal) Clamp Stop Motion Collar with two 791c	60
791c	8302	Arm Shaft (horizontal) Clamp Stop Motion Collar Set Screw	06
66642	8302	Arm Shaft (horizontal) Gear with two 1259c	1 10
66614	8302	Arm Shaft (horizontal) Gear for 190540	3 60
66615	8302	“ “ “ “ Clutch	06
66616	8302	“ “ “ “ Spring	03
66617	8302	“ “ “ “ Collar with two 457c	35

From the library of: Diamond Needle Co.

NO.	PLATE	NAME	EACH
457c	8302	Arm Shaft (horizontal) Gear Collar Set	
		Screw.....	\$ 02
1259c	8302	Arm Shaft (horizontal) Gear Set Screw...	05
66659	—	“ “ “ “ Washer.....	02
66643	8301	“ “ (upright).....	1 20
66514	8301	“ “ “ “ Bushing (lower)....	40
448c	8308	“ “ “ “ “ Set	
		Screw.....	05
66515	8301	Arm Shaft (upright) Bushing (upper)....	55
448c	8308	“ “ “ “ “ Set	
		Screw.....	05
66644	8302	Arm Shaft (upright) Gear (lower) with	
		two 1259c.....	1 10
1259c	8302	Arm Shaft (upright) Gear (lower) Set	
		Screw.....	05
66644	8302	Arm Shaft (upright) Gear (upper) with	
		two 1259c.....	1 10
1259c	8302	Arm Shaft (upright) Gear (upper) Set	
		Screw.....	05
66635	8302	Arm Shaft (upright) Ho'e Plug.....	06
66517	8302	“ “ “ “ Oil Tube (lower)....	06
66518	8302	“ “ “ “ “ (upper)....	06
66656	8302	“ Spool Pin.....	07
8879	8302	“ “ “ Washer (cloth).....	01
66637	8301	Balance Wheel with two 448c.....	1 50
448c	8308	“ “ “ “ Set Screw.....	05
1752b	8302	Clamp Stop Motion Clamping Nut.....	60
248A	8302	“ “ “ “ “ Stop	
		Screw.....	02
66520	8302	Clamp Stop Motion Clamping Nut	
		Washer.....	10
66521	8301	Clamp Stop Motion Flanged Bushing...	3 60
66522	8300	Cloth Plate.....	2 40
66523	—	Cloth Plate complete, Nos. 66522 and	
		66525.....	3 00
691A	8308	Cloth Plate Screw.....	06
66524	—	“ “ Slide.....	40
66525	8303	Cloth Plate Slide complete, Nos. 66524,	
		66526 and two 50470.....	60
66526	8303	Cloth Plate Slide Spring.....	10
50470J	8308	“ “ “ “ Screw.....	02
66527	8303	Face Plate with 2827.....	80
219A	8308	“ “ Screw (lower).....	02
107B	8308	“ “ “ (upper).....	05
2827	8302	“ “ Thread Guard with 8505.....	02
8505	8302	“ “ “ “ Rivet...per 100	20
66528	8303	Feed Bar with 66532.....	70

NO.	PLATE	NAME	EACH
66529	8304	Feed Bar Centre.....	\$ 10
457c	8302	“ “ “ Set Screw.....	02
66530	8304	“ “ Spring.....	03
66531	8304	“ “ “ Hook (lower).....	02
66532	8303	“ “ “ “ (upper).....	02
66533	8304	“ Cam and Feed Lifting Eccentric with	
		two 1253c.....	90
1253c	8304	Feed Cam and Feed Lifting Eccentric	
		Set Screw.....	05
66534	8304	Feed Dog.....	90
1094F	8308	“ “ Screw.....	05
66535	8304	“ Lifting Rock Shaft.....	30
66536	8304	“ “ “ “ Bushing.....	35
435c	8304	“ “ “ “ “ Set	
		Screw.....	06
66537	8304	Feed Lifting Rock Shaft Crank (back)	
		with 1057E.....	90
1057E	8308	Feed Lifting Rock Shaft Crank (back)	
		Clamping Screw.....	06
66538	8304	Feed Lifting Rock Shaft Crank (back)	
		Connection.....	60
66539	—	Feed Lifting Rock Shaft Crank (front)	90
66540	8304	“ “ “ “ “	
		66539 with 1259c, 50459c, 51822 and	
		66531.....	1 30
51822	8304	Feed Lifting Rock Shaft Crank (front)	
		Roller.....	30
50459c	8304	Feed Lifting Rock Shaft Crank (front)	
		Roller Screw Stud.....	05
1259c	8302	Feed Lifting Rock Shaft Crank (front)	
		Set Screw.....	05
66541	8303	Feed Regulating Shaft with two 50150c.....	90
66542	8301	“ “ “ Centre (long).....	25
66543	8304	“ “ “ “ (short).....	25
435c	8304	“ “ “ “ Set Screw... ..	06
66544	8304	“ “ “ Connecting Link... ..	60
66545	8304	“ “ “ “ “ Pin	06
50150c	8308	“ “ “ “ “	
		Set Screw.....	02
66546	8304	Feed Regulating Shaft Stud.....	10
50150c	8308	“ “ “ “ Set Screw... ..	02
66547	8305	“ “ Stud.....	1 20
66548	8305	“ “ “ Head with 56033... ..	60
181B	8305	“ “ “ “ Cap Screw... ..	06
56033	8305	“ “ “ “ Stop Pin	
	per 100	20
66549	8305	Feed Regulating Stud Lock Pin.....	06

From the Plant of J. H. H. Co.

NO.	PLATE	NAME	EACH
56035	8305	Feed Regulating Stud Lock Pin Spring...	\$ 02
66550	8305	" " " Spring.....	06
	212D	" " " " Screw.....	06
66551	8305	" Regulator with 200c.....	1 50
51823	8305	" " Roller and Stud.....	50
	460c	" " " " Set Screw.....	02
	200c	" " Set Screw.....	05
66552	8305	" " Shaft.....	25
66553	8305	" " " Bushing.....	70
	435c	" " " " Set Screw.....	06
	6533	" " " Collar with 460c....	35
	460c	" " " " Set Screw....	02
66554	8303	" Rock Shaft with two 457c.....	90
66542	8304	" " " Centre (left).....	25
	418c	" " " " " Set Screw.....	05
66542	8304	" " " " (right).....	25
	435c	" " " " " Set Screw.....	06
66555	8305	" " " Connection with 457c and 460c.....	80
66556	8305	Feed Rock Shaft Connection Hinge Pin...	10
	457c	" " " " " " " Set Screw.....	02
66557	8306	Needle Bar with 32519.....	90
66558	8306	" " Bushing.....	1 20
	1133e	" " " Set Screw.....	02
66657	8306	" " Connecting Link with 930E....	60
	930E	" " " " Adjusting Screw.....	06
	1130E	Needle Bar Connecting Link Cap Screw...	10
66559	8306	" " " Stud with 1353c....	35
	1353c	" " " " Set Screw.....	06
66560	8306	" " Crank with 1134c and two 1036c	90
	1134c	" " " Position Screw.....	20
	1036c	" " " Set Screw.....	05
21360	8306	" " Hole Plug.....	02
66639	8306	" " Thread Guard.....	01
	665B	" " " " Screw.....	02
66561	8306	" " Timing Gauge.....	06
	2054	" " Clamp with 552c.....	35
	552c	" " Thumb Screw.....	20
32519	8306	" Stop Pin.....	01
66562	-----	Oil Reservoir.....	70
66629	8307	" " Oil Tube for oiling 51823 and 66535.....	03
66630	8307	Oil Reservoir Oil Tube for oiling 66533 and 66578.....	03
66631	8307	Oil Reservoir Oil Tube for oiling 66537	03

NO.	PLATE	NAME	EACH
66632	8307	Oil Reservoir Oil Tube for oiling 66554	\$ 06
66633	8307	" " " " " " " 66554 and 66556.....	06
66634	8303	Oil Reservoir complete, Nos. 66562, 66563, 66631, 66632 and two each 66629, 66630 and 66633.....	2 30
50460E	8308	Oil Reservoir Screw.....	10
66563	8303	" " Wick.....	02
8366	8303	Presser Bar.....	50
32535	8305	" " Guide Bracket with 400K and 453c.....	55
	400K	8305 Presser Bar Guide Bracket Adjusting Screw.....	02
	453c	8305 Presser Bar Guide Bracket Set Screw....	02
66564	8305	" " Lifter.....	30
	85D	8305 " " " Screw.....	07
	3100	8303 " " Spring.....	07
	2070	8305 " " Washer.....	01
66565	8304	" Foot Hinge Pin.....	02
66566	-----	" " Plate.....	95
66567	-----	" " Shank.....	90
66568	8304	Presser Foot (hinged) complete, Nos. 66565 to 66567.....	1 80
	286D	8308 Presser Foot Thumb Screw.....	20
50023B	8308	Pressure Regulating Thumb Screw.....	30
66569	8307	Rotating Hook.....	3 60
66570	-----	" " 66569 with 234F, 66584, 66588 and two 50' 51D.....	5 90
66571	-----	Rotating Hook 66570 with 66573.....	10 70
32522	8307	" " Bobbin.....	07
66572	8307	" " " Case.....	3 60
66573	-----	Rotating Hook Bobbin Case complete, Nos. 591F, 1173D, 50461c, 50462c, 66572, 66574, 66575 and 66577.....	4 80
66574	8307	Rotating Hook Bobbin Case Finger.....	90
50461c	8307	" " " " " Hinge Screw.....	06
66575	8307	Rotating Hook Bobbin Case Finger Spring	03
50462c	8307	" " " " " " " Screw.....	06
66576	8307	Rotating Hook Bobbin Case Position Plate	90
	217D	8307 " " " " " " " Screw.....	05
	591F	8307 Rotating Hook Bobbin Case Tension Regu- lating Screw.....	02
66577	8307	Rotating Hook Bobbin Case Tension Spring.....	20

From the library of Diamond Needle Corp.

NO.	PLATE	NAME	EACH
1173D	8307	Rotating Hook Bobbin Case Tension Spring Screw	\$ 02
66578	8303	Rotating Hook Driving Shaft	1 50
66579	8303	" " " " Bushing (back)	35
446c	8308	Rotating Hook Driving Shaft Bushing (back) Set Screw	05
66580	8303	Rotating Hook Driving Shaft Bushing (front)	40
435c	8304	Rotating Hook Driving Shaft Bushing (front) Set Screw	06
66581	8307	Rotating Hook Driving Shaft Collar with two 50150c	25
50150c	8308	Rotating Hook Driving Shaft Collar Set Screw	02
66644	8302	Rotating Hook Driving Shaft Gear (back) with two 1259c	1 10
1259c	8302	Rotating Hook Driving Shaft Gear (back) Set Screw	05
66582	8303	Rotating Hook Driving Shaft Gear (front) with two 1259c	1 20
1259c	8302	Rotating Hook Driving Shaft Gear (front) Set Screw	05
66583	8307	Rotating Hook Position Pin	01
50463F	8307	" " Screw	10
66584	8307	" " Section	2 10
50151D	8307	" " " Screw	02
66585	8307	" " Shaft with 66583	1 50
66586	8307	" " " Bushing	40
440c	8308	" " " " Set Screw	05
66587	8307	" " " Gear with two 1253c	95
1253c	8304	" " " " Set Screw	05
66588	8307	" " Thread Guard	10
234F	8307	" " " " Screw	02
66589	8307	Slack Thread Regulator	35
219B	8308	" " " " Screw	02
2102	8308	Tension Disc	07
1560B	8308	" Regulating Thumb Nut	06
32572	8308	" Releasing Disc	07
32573	8308	" " Lever	60
97E	8308	" " " Hinge Screw	06
12329	8308	" " " Spring	02
56057	8308	" " " Pin	05
8238	8308	" Spring	07
50196A	8308	" Stud	20
440c	8308	" " Set Screw	05
26075	8308	Thread Cutter and Holder	07

NO.	PLATE	NAME	EACH
8422	8308	Thread Guard (head of arm)	\$ 01
66590	8306	" Take-up Crank	1 15
1036c	8306	" " " Set Screw	05
66591	8306	" " Lever	60
32543	8306	" " " Hinge Stud	07
66592	8306	" " " Link	60
66593	8306	" " " " Hinge Pin	60
447c	8306	" " " " " " " Set Screw	05
66594	—	Thread Take-up Lever complete, Nos. 32543, 66591 and 66592	1 20
56060	8308	Thread Take-up Spring	05
66595	—	" " " Disc	10
66596	6308	" " " " 66595 with 56063	20
56063	8308	Thread Take-up Spring Disc Steady Pin	02
56064	8308	" " " Thread Guard	07
66597	8304	Throat Plate for 66534	90
691A	8308	" " " Screw	06

SINGER ENCLOSED MOTORS

CAT. NO.	PLATE	DESCRIPTION	
S.E. 507	—	100 to 110 volts, Direct Current and 60 cycles, Alternating Current	—
S.E. 508	—	115 to 125 volts, Direct Current and 60 cycles, Alternating Current	—
S.E. 510	—	200 to 220 volts, Direct Current and 60 cycles, Alternating Current	—
S.E. 512	—	230 to 250 volts, Direct Current and 60 cycles, Alternating Current	—
S.E. 513	—	32 volts, Direct Current	—

MOTOR PARTS

NO.	PLATE	NAME	EACH
190669	8320	Armature complete for S. E. 507 Motor	\$8 00
190670	—	" " " S. E. 508 Motor	8 00
190672	—	" " " S. E. 510 and S. E. 512 Motors	8 00

From the Library of: Dial and Needle Corp.

MOTOR PARTS

NO.	PLATE	NAME	EACH
190735	—	Armature complete for S. E. 513 Motor...	\$8 00
190537	8310	" Shaft Bearing Sleeve (back)...	40
440c	8308	" " " " " Set	
		Screw.....	05
190535	8310	Armature Shaft Bearing Sleeve (front)...	40
190536	8310	" " " " " Plug	10
440c	8308	" " " " " Set	
		Screw.....	05
190540	8310	Armature Shaft Gear with two 50150c...	1 00
50150c	8308	" " " Set Screw.....	02
190782	8321	Brush (carbon).....	14
190668	8321	" Holder Insulating Bushing.....	20
458c	8321	" " " " " Set Screw	02
190083	8321	" " Spring.....	06
190079	8321	" " Tube.....	04
50555c	8321	" " " Cap Screw.....	05
190679	—	Brush Holder complete, Nos. 50555c, 190079, 190083, 190668 and 190782....	45
190664	8320	Commutator.....	2 00
190541	8309	Cover.....	50
190539	8310	" Pin.....	03
190501	8309	Field Coil (lower) for S. E. 507 Motor...	90
190503	—	" " " " S. E. 508 Motor...	90
190507	—	" " " " S. E. 510 Motor...	90
190511	—	" " " " S. E. 512 Motor...	90
190737	—	" " " " S. E. 513 Motor...	90
190500	8309	" " (upper) for S. E. 507 Motor...	90
190502	—	" " " " S. E. 508 Motor...	90
190506	—	" " " " S. E. 510 Motor...	90
190510	—	" " " " S. E. 512 Motor...	90
190736	—	" " " " S. E. 513 Motor...	90
190614	8310	" " Retainer.....	03
190479	8309	" Core.....	2 50
50469E	8310	" " Screw.....	20
190663	8320	Frame.....	2 50
190680	—	Frame complete, Nos. 457c, 190535 to 190537, 190663 and two each 440c, 458c, 190538 and 190539.....	6 00
190538	8310	Frame Oil Well Plug.....	05
647D	8310	" Screw.....	05
190722	8320	Lead Wire with 190658.....	50
190723	8320	" " " 190659.....	50
190615	8321	" " Plug Insert for 190659.....	20
190616	8321	" " " " " 190658.....	20
50520	8317	" " " " Screw.....	06
190553	8317	" " " " Washer....	03
190552	8317	" " " Ferrule.....	20

MOTOR PARTS

NO.	PLATE	NAME	EACH
190484	8317	Lead Wire Plug Insulation Washer.....	\$ 02
190658	8320	Lead Wire Plug (male half) Nos. 50520, 190484, 190552, 190553 and 190616....	50
190659	8320	Lead Wire Plug (female half) Nos. 50520, 190484, 190552, 190553 and 190615....	50
190657	—	Lead Wire Plug, 5 amp., complete, Nos. 190658 and 190659.....	1 00
190544	8309	Lead Wire Tube (circular loom).....	10
190543	8309	" " " 190544 with 190545 and 190720.....	20
190720	8309	Lead Wire Tube Ferrule (lower).....	08
190545	8309	" " " " (upper).....	08
457c	8302	" " " " " Set Screw	02
190530	8310	Oil Cup Body.....	04
190531	8310	" " Wick.....	03
190533	—	" " " 190531 with 190532....	08
190532	8310	" " " Spring.....	03
190529	—	Oil Cup complete, Nos. 190530 and 190533	12
190660	8321	Terminal complete.....	50
50520	8317	" Jumper Plate Screw (brass)....	06

ACCESSORIES

NO.	PLATE	NAME	EACH
36569	8311	Oiler with 36571.....	\$ 07
36570	—	" 36569, filled with oil.....	10
36571	8311	" Spout, 1¼ in. long, with 36807....	*01
36807	8310	" " Washer (leather).....	01
190439	8311	Tube filled with Singer Motor Lubricant.	25
190612	—	" Carton (paper).....	05
190613	—	" 190439 with 190612.....	25

ATTACHMENT SET

NO.	PLATE	NAME	EACH
36594	8312	Binder.....	\$ 80
32522	8307	Bobbins (five).....	07
25527B	5635	Cloth Guide.....	20
287B	5635	" " Thumb Screw.....	20
66628	8311	Feed Cover Plate.....	10
35931	8312	Hemmer (adjustable).....	1 50
—	—	Needles (six).....	—
*66645	—	Stripper Foot with 8505.....	60
66646	8312	" " Spring.....	06
8505	8302	" " Rivet.....per 100	20
*66647	—	Needle Clamp with 66648.....	35

ATTACHMENT SET

NO.	PLATE	NAME	EACH
*66648	—	Needle Clamp Sliding Section.....	\$ 20
552c	8306	“ “ Thumb Screw.....	20
66649	8312	Stripper Foot and Needle Clamp complete, for darning and embroidery work, Nos. 552c and 66645 to 66647.....	1 20
25537	5635	Screw Driver (machine).....	20
25538	5635	“ “ (hook tension).....	07
36583	5637	Tucker.....	1 50
120285	—	Attachment Set, Nos. 287B, 25527B, 25537, 25538, 35931, 36583, 36594, 66628, 66649, five 32522 and six needles.....	6 00
120290	8313	Ruffler.....	1 25
120315	—	Attachment Set complete, Nos. 120285 and 120290.....	7 20

ATTACHMENTS

NO.	PLATE	NAME	EACH
25525	5635	Bias Gauge.....	\$ 20
120319	8312	Quilter.....	50
25539	5635	Stiletto.....	07
35940	8312	Under Braider.....	30

HEMMER

NO.	PLATE	NAME	EACH
120318	8312	Hemmer (foot) 1/8 in. hem.....	\$ 50

BOBBIN WINDER

NO.	PLATE	NAME	EACH
66598	8314	Bobbin Position Pin.....per 100	\$ 10
66599	8314	Frame.....	35
66600	8314	“ 66599 with 66604.....	90
66627	—	Frame complete, Nos. 190r, 66600 to 66602, 66606, 66607 and 66613.....	1 80
50464b	8314	Frame Hinge Screw.....	20
66601	8314	“ Spring.....	05
*32645	—	Pulley (hide-ite leather).....	—
66650	8314	“ 32645 with 66603 and two 32647..	20
66602	8314	Pulley complete, Nos. 66605 and 66650..	25
66603	—	“ Bushing.....	06
66604	8314	“ Cover.....	30
66605	8314	“ Shaft.....	06
*32647	—	“ Washer (steel).....	—
66606	8314	Spindle.....	30

BOBBIN WINDER

NO.	PLATE	NAME	EACH
66607	8314	Spindle Collar with 50465F and 66598....	\$ 25
50465F	8314	“ “ Set Screw.....	06
66608	8314	Spool Pin.....	07
8879	8302	“ “ Washer (cloth).....	01
66609	8314	Stop Latch.....	25
50466D	8314	“ “ Hinge Screw.....	07
66610	8314	“ “ Spring.....	01
66611	8314	Tension Bracket.....	30
66612	—	Tension Bracket complete, Nos. 208B, 9544, 9545, 10106 and 66611.....	60
207J	8314	Tension Bracket Screw.....	02
7071J	8314	“ “ Washer.....	01
10106	8314	“ Disc.....	05
9544	8314	“ “ Cover.....	20
208B	8314	“ “ “ Screw.....	02
9545	8314	“ “ Spring.....	07
66613	8314	Tripping Arm.....	25
190J	8314	“ “ Screw.....	05

Trimmings for Electric Cabinet Table Set No. 18 (Knee Control)

NO.	PLATE	NAME	EACH
190605	8315	Cable Insulator and Anchor Block.....	\$ 17
158E	8315	“ “ “ “ “ Screw.....	05
9525	8315	“ “ “ “ “ Washer.....	01
56260	8300	Counterbalance Spring.....	35
56261	8300	“ “ Adjusting Collar.....	25
50251E	8315	“ “ “ “ Bolt with 1734E.....	05
1734E	8315	Counterbalance Spring Adjusting Collar Bolt Nut.....	02
9281	8315	Counterbalance Spring Adjusting Collar Bolt Nut Washer.....	01
56262	8300	Counterbalance Spring Bracket (hinge)...	50
28243	8315	Drawer Lock with two wood screws 1/2 in. No. 2.....	07
28076	8315	Drawer Lock Escutcheon.....	02
28233	8315	“ “ Key.....	07
56496	8315	“ “ Spring Catch.....	06
56347	8311	Leg Socket.....	30
5604	8315	“ “ Pin.....per 100	20
25152	8316	Machine Cushion (felt).....	01
56348	8315	“ Hinge Connection.....	20
2809	8315	“ “ “ Hinge Pin....	01

NO.	PLATE	NAME	EACH
50380c	8315	Machine Hinge Connection Set Screw....	\$ 05
15263	8315	" " Plate.....	30
56349	8315	Machine Hinge complete, Nos. 2809, 15263, 56348 and wood screw $\frac{7}{8}$ in. No. 10.....	50
NOTE: When ordering No. 56349 state finish.			
124303	8300	Machine Lifting Plate.....	60
124304	—	" " " 124303 with 158E, 9525 and 190605.....	85
124305	—	Machine Lifting Plate 124304 with 28123 and 56262.....	1 40
28123	8315	Machine Lifting Plate Hinge Pin.....	05
124306	—	Machine Lifting Plate complete, Nos. 9281, 50251E, 56260, 56261 and 124305	2 05
56352	8316	Machine Platform Flap Hinge (movable)	30
56353	8316	" " " " " "	
		Hinge Pin.....	02
56353	8316	Machine Platform Flap Hinge (movable) Stop Pin.....	02
56354	8316	Machine Platform Flap Hinge (stationary)	30
56355	—	Machine Platform Flap Hinge complete, Nos. 56352, 56354 and two 56353.....	65
56356	8316	Machine Platform Flap Rest.....	10
56357	8316	" " " " Cushion (cloth).....	02
56358	8311	Oil Can Holder.....	10
28076	8315	" " Door Escutcheon.....	02
28183	8316	" " " Hinge.....	05
56496	8315	" " " Spring Catch.....	06
56497	8315	" " " " " Cup.....	06
56442	8311	Shield Chain, 6 $\frac{1}{2}$ in. long.....	10
56443	—	" " 56442 with 640b, 56444 and wood screw $\frac{1}{2}$ in. No. 5 R. H. B.....	20
56444	8315	Shield Chain Plate.....	02
640b	8315	" " " Screw.....	02
28291	8315	" Hinge.....	07
56469	8316	" Stop with wood screw $\frac{5}{8}$ in. No. 7 R. H. B.....	10
28234	8311	Table Leaf (left) Hinge.....	25
56369	8300	" " " Rest Rod.....	70
56370	—	" " " " " 56369 with 46548 and 50444E.....	80
46548	8316	Table Leaf (left) Rest Rod Cushion (felt)	01
50444E	8315	" " " " " Stop Screw....	05
56372	8300	" " " " " Tube.....	60
56373	8316	" " (right) Hinge (movable).....	35

NO.	PLATE	NAME	EACH
56374	8316	Table Leaf (right) Hinge (stationary)....	\$ 35
56375	8316	" " " " " Link	35
56376	8316	" " " " " "	
		Hinge Pin.....	01
56376	8316	Table Leaf (right) Hinge (stationary) Link Stop Pin.....	01
56377	—	Table Leaf (right) Hinge complete, Nos. 56373 to 56375 and three 56376.....	1 15
28253	8316	Tilting Centre Drawer Hinge.....	07
56496	8315	" " " Spring Catch.....	06
56497	8315	" " " " " Cup	06
124319	8316	" " " Stop.....	06

ELECTRICAL PARTS

190615	8321	Connecting Plug Insert for 190659.....	\$ 20
190616	8321	" " " " 190658.....	20
50520	8317	" " " Screw (brass).....	06
190553	8317	" " " " Washer.....	03
190552	8317	" " Ferrule.....	20
190484	8317	" " Insulation Washer.....	02
190658	8319	Connecting Plug (male half) Nos. 50520, 190484, 190552, 190553 and 190616.....	50
190659	8319	Connecting Plug (female half) Nos. 50520, 190484, 190552, 190553 and 190615.....	50
190657	—	Connecting Plug, 5 amp., complete, Nos. 190658 and 190659.....	1 00
190739	8321	Connecting Plug Holder with three wood screws $\frac{5}{8}$ in. No. 7 R. H. B.....	15
190393	8318	Controller Box.....	1 25
190394	—	" " 190393 with 190328, 190361, 190397, 190753, 190754, three wood screws $\frac{3}{4}$ in. No. 8 R. H. B. and four 145E.....	2 50
190729	—	Controller Box complete for S. E. 507 Motor, Nos. 190394, 190690, 190724 and three each 50560E, 190598 and 190608.....	7 40
190730	—	Controller Box complete for S. E. 508 Motor, Nos. 190394, 190691, 190724 and three each 50560E, 190598 and 190608.....	7 00
190731	—	Controller Box complete for S. E. 510 Motor, Nos. 190394, 190692, 190724 and three each 50560E, 190598 and 190608.....	7 00

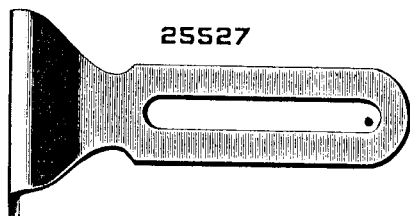
NO.	PLATE	NAME	EACH
190732	—	Controller Box complete for S. E. 512 Motor, Nos. 190394, 190693, 190724 and three each 50560E, 190598 and 190608.....	\$7.00
190733	—	Controller Box complete for S. E. 513 Motor, Nos. 190394, 190694, 190724 and three each 50560E, 190598 and 190608.....	7 00
190328	8317	Controller Box Bushing (rubber).....	03
190753	8320	" " Cover with 447c and 190399	60
	145E 8317	" " " Screw.....	06
190689	8320	" Contact Lever.....	50
190397	8318	" Lever with 190362.....	45
190754	8321	" " Hinge Stud.....	15
	447C 8306	" " " " Set Screw...	05
190398	8318	" " Rock Shaft with 12765	75
190411	—	" " " " 190398 with 41c and 190401.....	1 00
190399	8317	Controller Lever Rock Shaft Centre (back)	10
190607	8317	" " " " " (front)	10
190400	8317	" " " " " " "	
		Bracket with 1497E and two wood screws $\frac{3}{4}$ in. No. 8.....	25
	1497E 8317	Controller Lever Rock Shaft Centre (front) Set Screw.....	07
	12765 8317	Controller Lever Rock Shaft Connecting Pin.....	02
190401	8318	Controller Lever Rock Shaft Knee Plate	15
	41c 8317	" " " " " " "	
		Hinge Screw.....	20
190361	8318	Controller Lever Spring.....	10
190362	8318	" " Stud.....	03
190294	8320	" Resistance Unit for 190690....	2 00
190295	—	" " " " 190691....	2 50
190297	—	" " " " 190692....	2 50
190299	—	" " " " 190693....	2 50
190677	—	" " " " 190694....	2 50
190690	8320	Controller Resistance Unit complete for 100 to 110 volts, for 190729, Nos. 190294 and 190689.....	2 50
190691	—	Controller Resistance Unit complete for 115 to 125 volts, for 190730, Nos. 190295 and 190689.....	3 00
190692	—	Controller Resistance Unit complete for 200 to 220 volts, for 190731, Nos. 190297 and 190689.....	3 00

NO.	PLATE	NAME	EACH
190693	—	Controller Resistance Unit complete for 230 to 250 volts, for 190732, Nos. 190299 and 190689.....	\$3 00
190694	—	Controller Resistance Unit complete for 32 volts, for 190733, Nos. 190677 and 190689.....	3 00
	50560E 8321	Controller Resistance Unit Screw.....	10
190598	8317	" " " " Washer (fibre).....	03
190608	8317	Controller Resistance Unit Cushion Washer (leather).....	03
190725	8319	Lead with 190355 and two 190659, from lamp socket to connectors.....	2 75
190724	8319	Lead with two 190658, from controller box to connectors.....	1 90
190355	8319	Lead Plug for 190725.....	60
190359	8317	" Protector Strap with wood screw $\frac{3}{8}$ in. No. 3 R. H. B.....	10

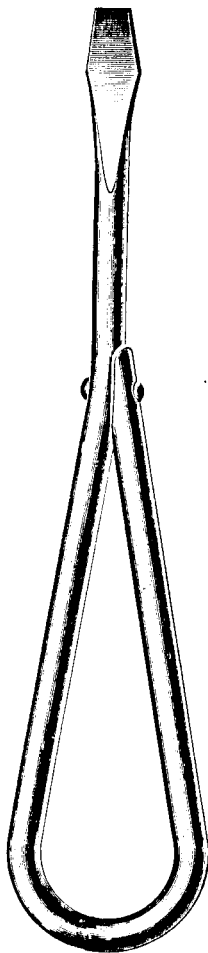
OBSOLETE PARTS

NO.	PLATE	NAME	EACH
190488	8309	Armature complete for 100 to 110 volts A. C. or D. C. Motor.....	\$8 00
190489	—	Armature complete for 115 to 125 volts, A. C. or D. C. Motor.....	8 00
190491	—	Armature complete for 200 to 220 volts, A. C. or D. C. Motor.....	8 00
190493	—	Armature complete for 230 to 250 volts, A. C. or D. C. Motor.....	8 00
190527	8310	Brush (carbon).....	10
190525	8310	" Holder Insulating Bushing.....	08
	457c 8302	" " " " Set Screw	02
190526	8310	" " " Disc.....	02
190528	8310	" " Spring.....	06
190524	8310	" " Tube (brass).....	04
190523	—	Brush Holder complete, Nos. 190524 to 190528.....	45
190517	8309	Commutator.....	3 00
190549	8317	Connecting Plug Insert (male).....	20
190550	8317	" " " (female).....	20
190395	8318	Controller Box Cover with 190399.....	60
	804J 8317	" Lever Hinge Screw.....	10
190466	8309	Motor Frame.....	2 50
190534	—	Motor Frame complete, Nos. 190466, 190535 to 190537, two each 440c, 190538, 190539 and three 457c.....	6 00

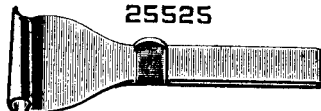
PLATE 5635—FULL SIZE



25537




25525



28880



25539



25538


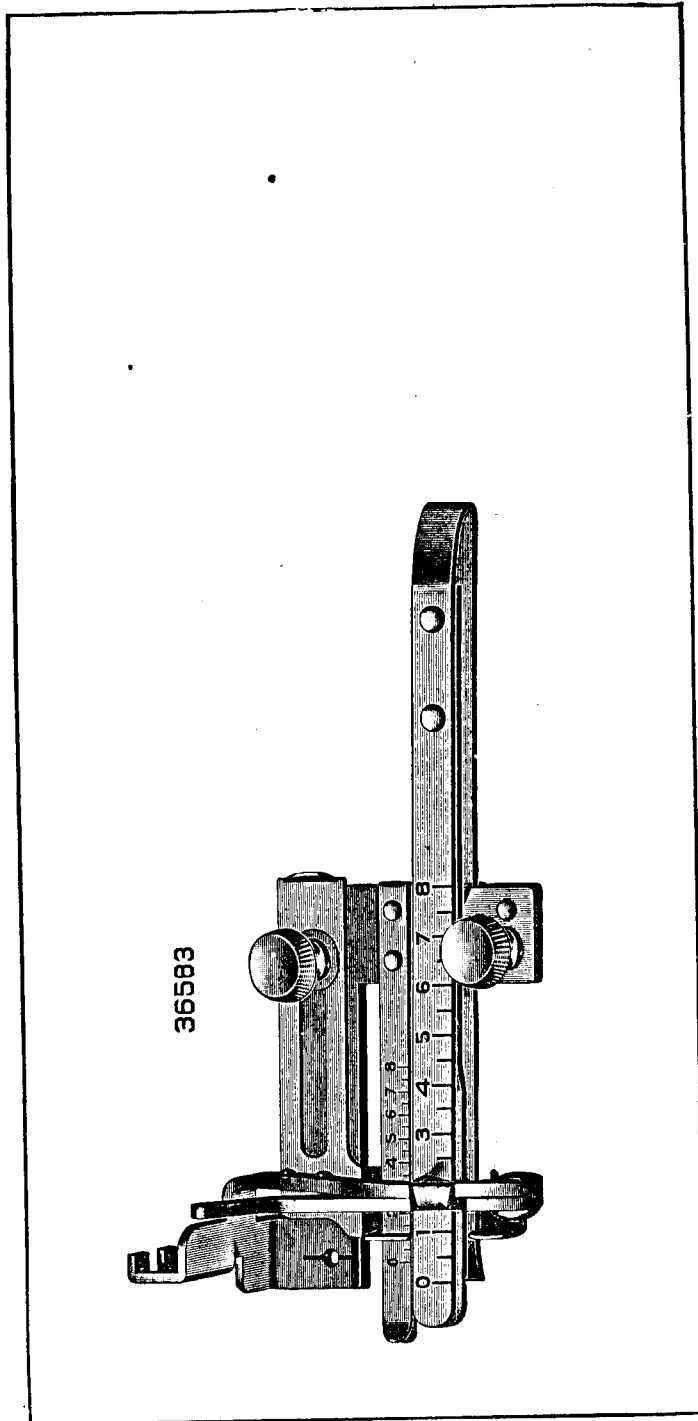
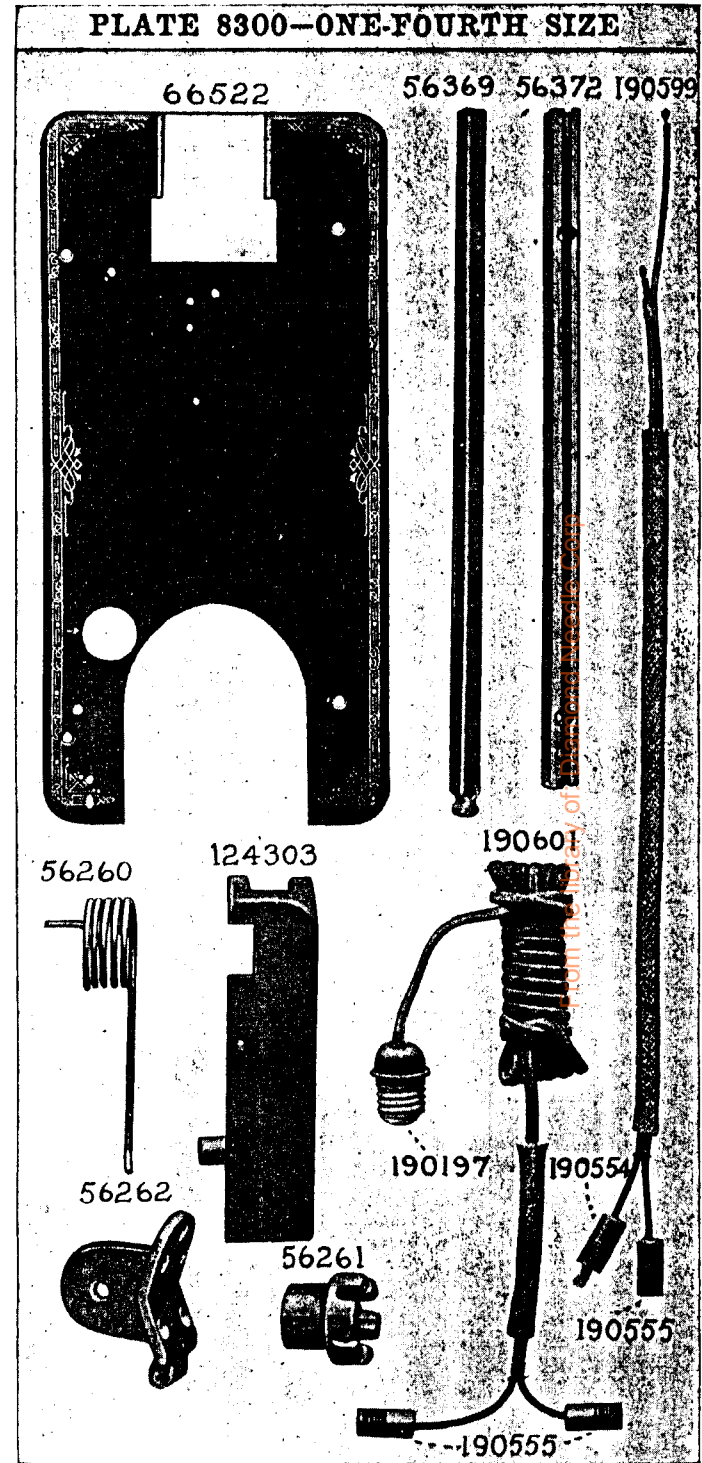


PLATE 5637—FULL SIZE



36583

PLATE 8300—ONE-FOURTH SIZE



66522

56369 56372 190599

56260

124303

190601

56262

190197

190554

56261

190555


190555

PLATE 8301—ONE-HALF SIZE


66507




66508



66510



66502




66643



66515




66503



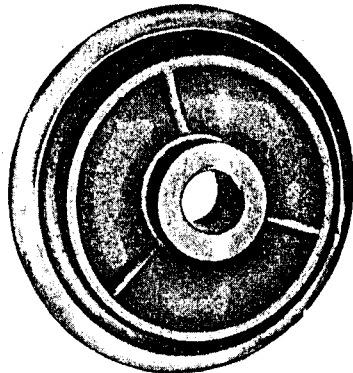
66514



66521



66637



66509



PLATE 8302—FULL SIZE

66506



66517



66518



66511



791



66505



66504



66616



66615




66614


1259




66642



457



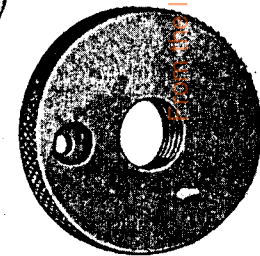
66617



66635



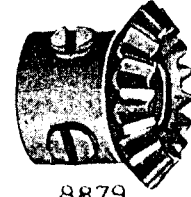
1752




66656



66644



8879



66520



2827



248



8505



PLATE 8303—ONE-HALF SIZE

66578 8366 66526 66580

66525

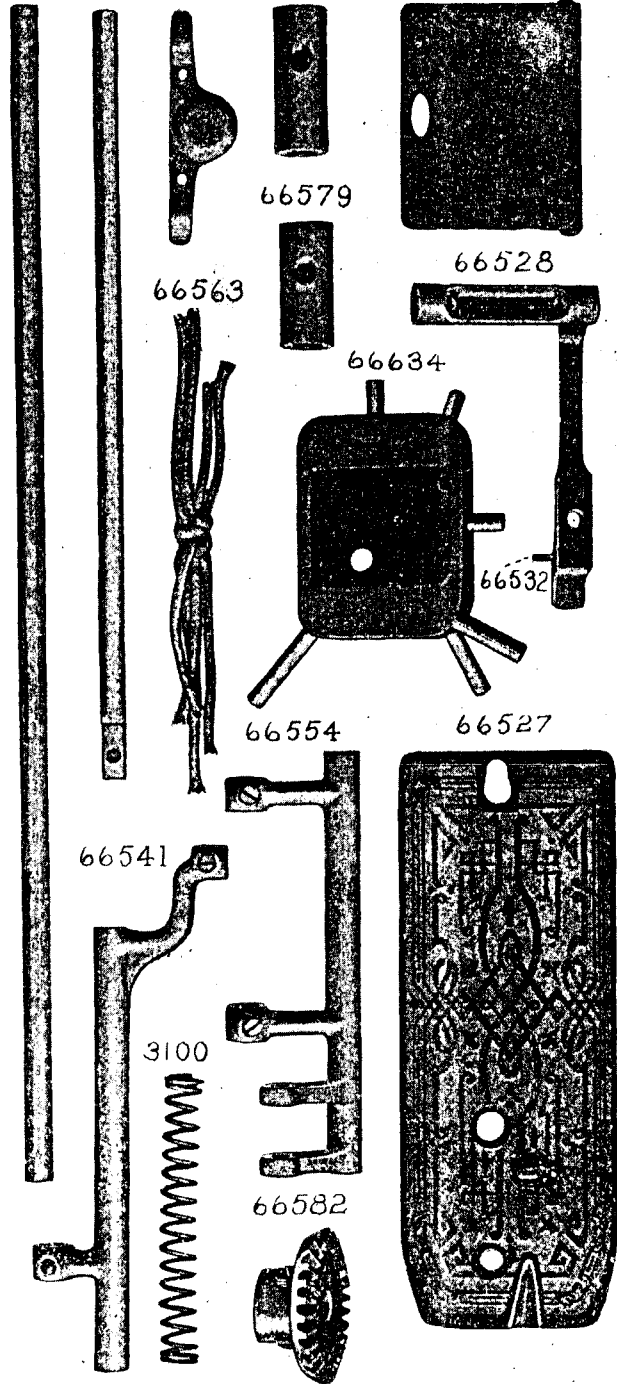


PLATE 8304—FULL SIZE

66534

66597

66568




PLATE 8305—FULL SIZE





PLATE 8306—FULL SIZE



Copyright © 1964 by the Library of Congress

PLATE 8307—FULL SIZE

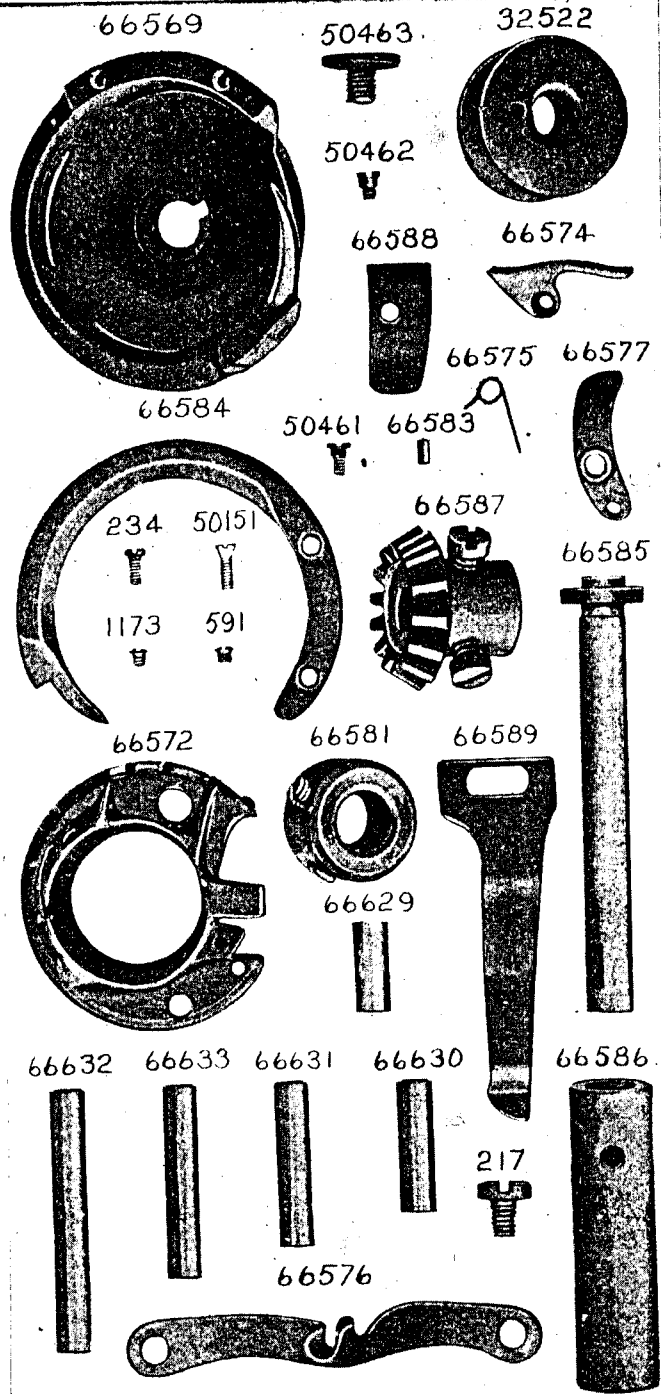


PLATE 8308—FULL SIZE




PLATE 8309—ONE-HALF SIZE

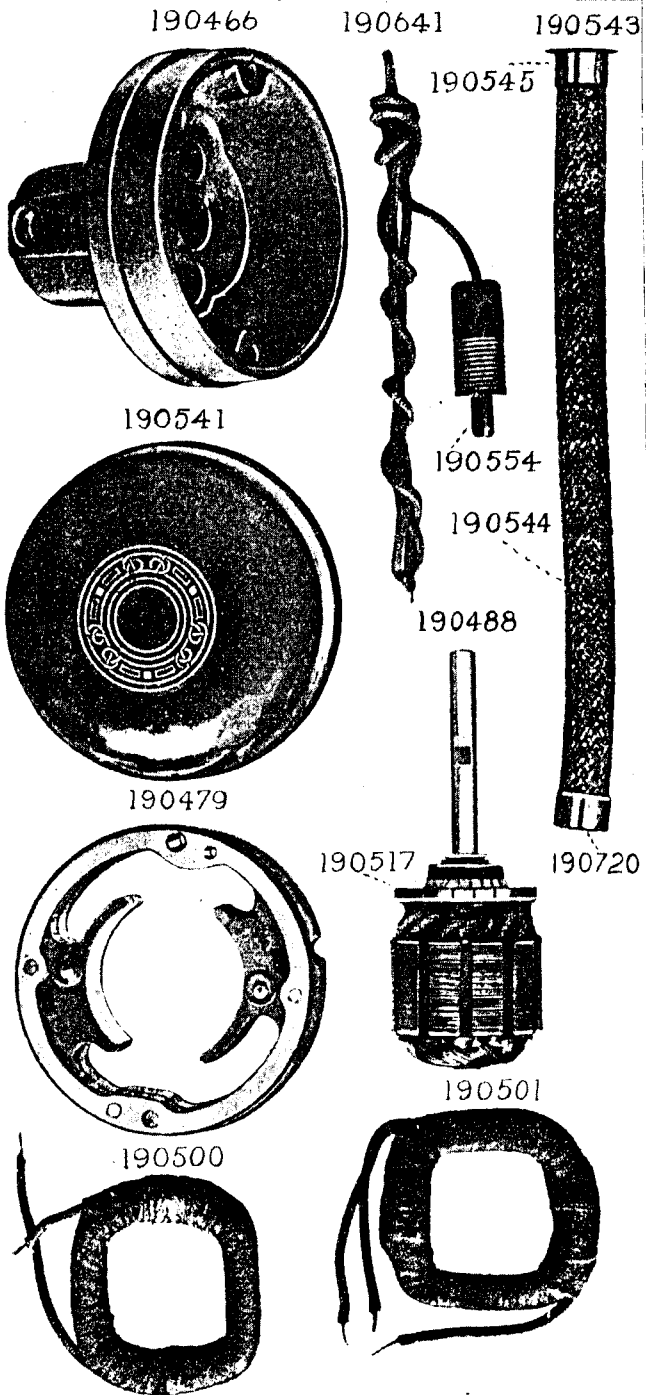


PLATE 8310—FULL SIZE


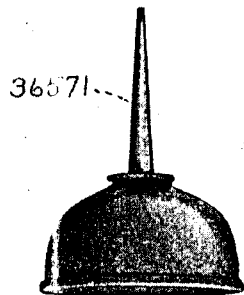


PLATE 8311—ONE-HALF SIZE

190439



36569



66628




36571

56358

28234

56347

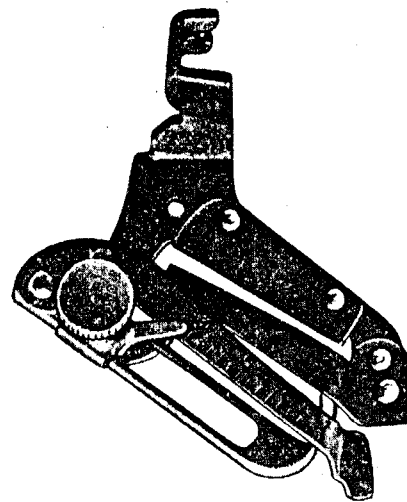


56442




PLATE 8312—FULL SIZE

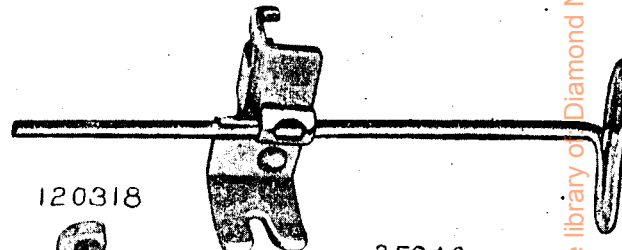
35931



36594




120319



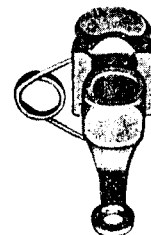
120318



35940



66649



66646



From the library of Diamond Needle

PLATE 8313—FULL SIZE

120290

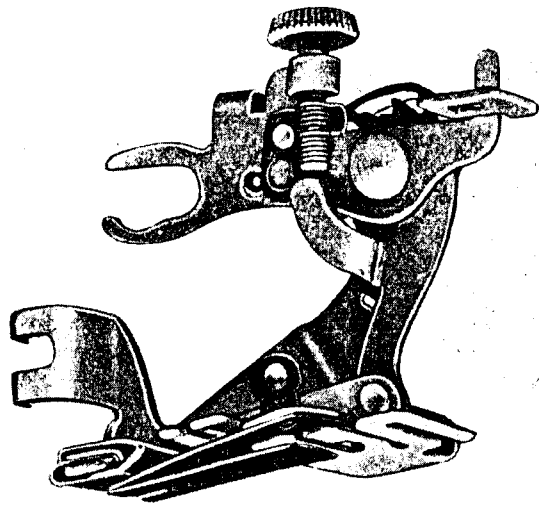


PLATE 8314—FULL SIZE




PLATE 8315—FULL SIZE

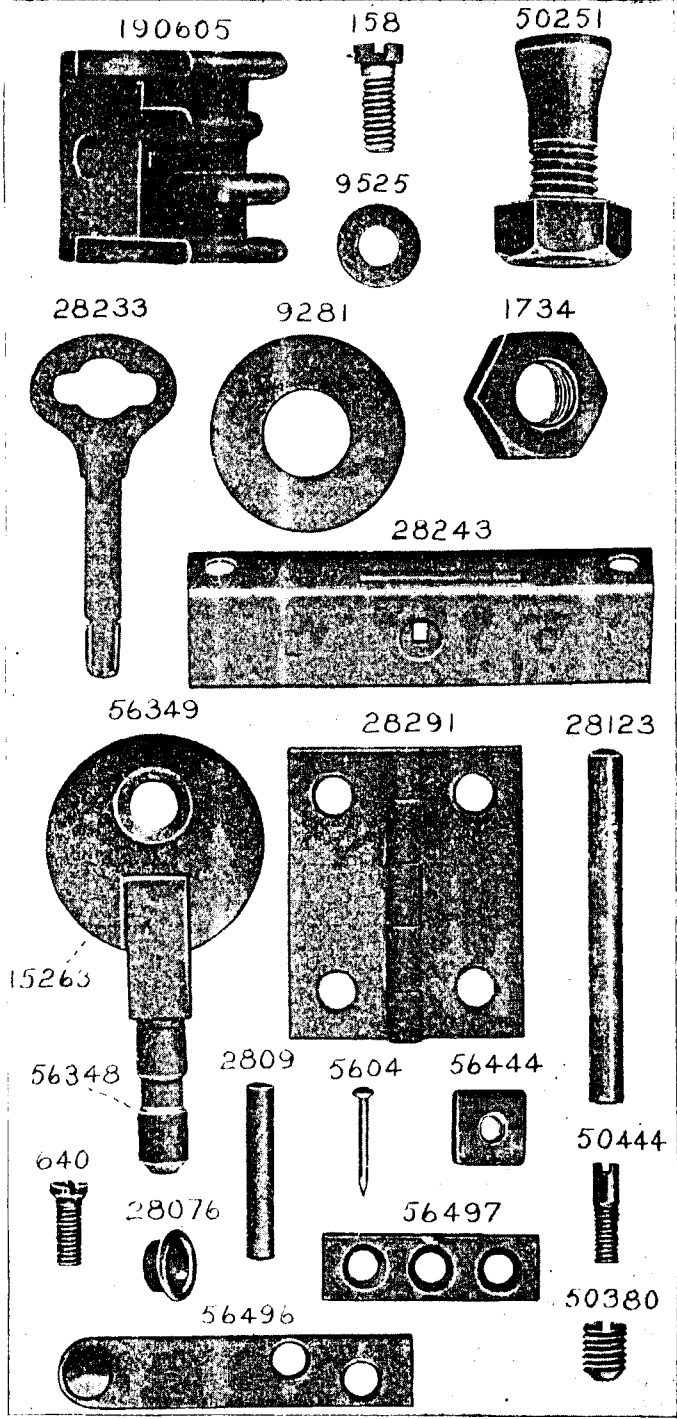


PLATE 8316—FULL SIZE

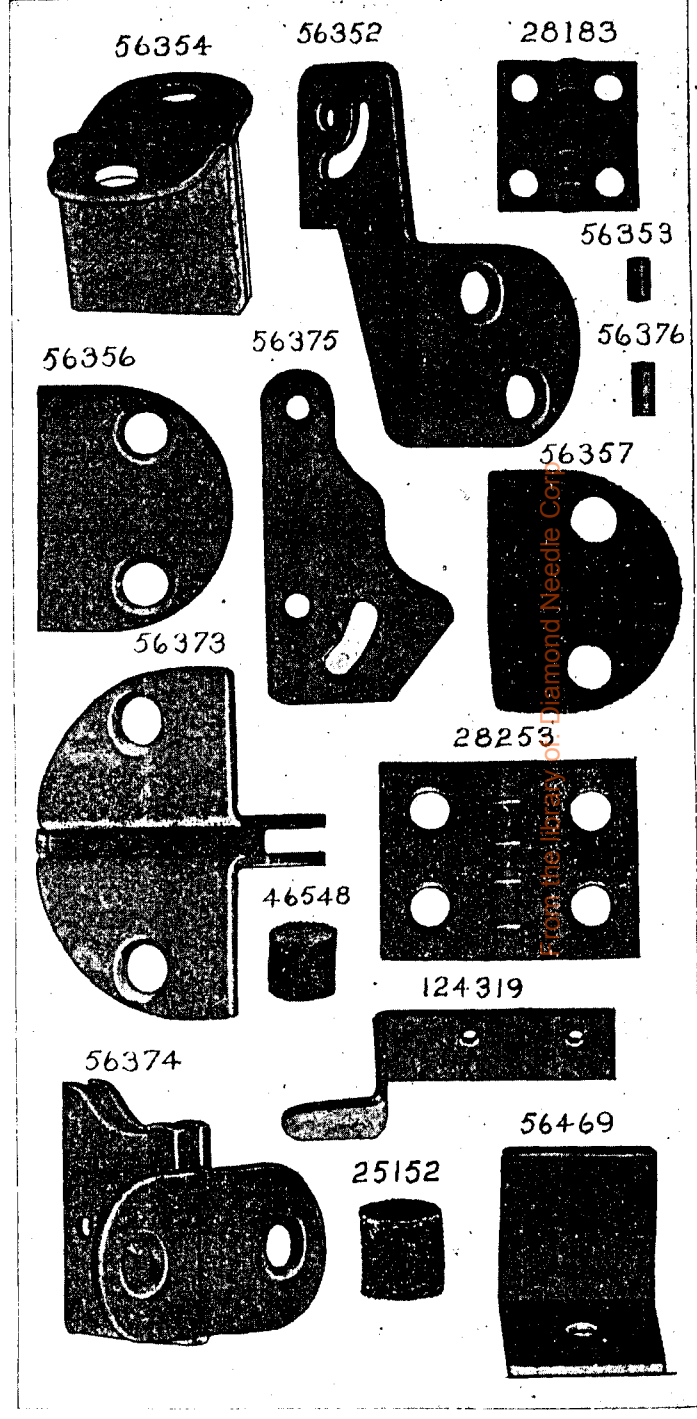


PLATE 8317—FULL SIZE

190550 190549 50520 190484 190552


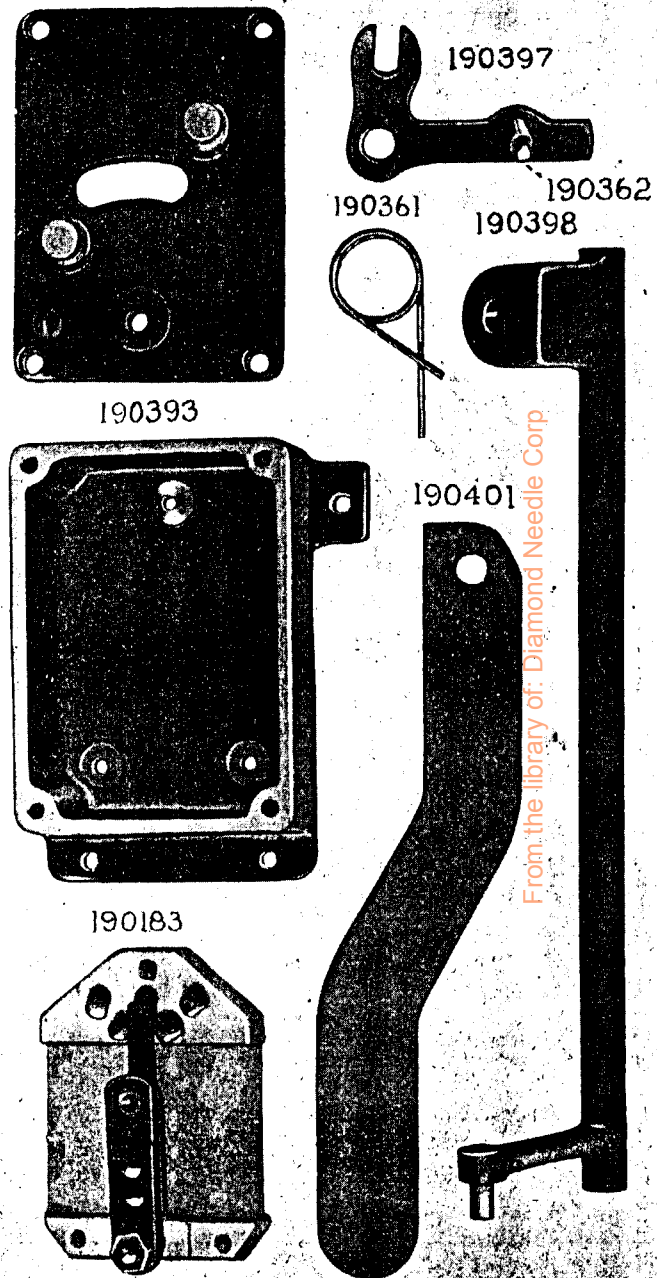


PLATE 8318—ONE-HALF SIZE


190395



From the library of: Diamond Needle Corp.

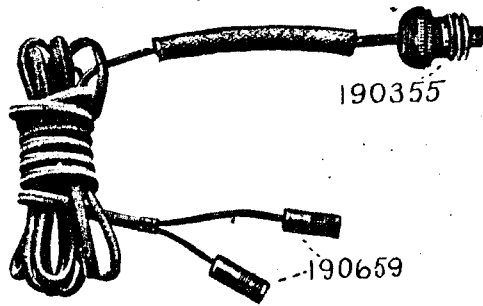
PLATE 8319—ONE-FOURTH SIZE

190724



190658

190725




190355

190659

PLATE 8320—ONE-HALF SIZE

190663




190722 190723



190658

190659


190753



190690


190669

190294



190689


190664



From the library of www.dhammadownload.com

PLATE 8321—FULL SIZE

190739



190660




190754



190616



190615



190782



50555



50560



190079



458



190083



190668

